



District Report Card: 2017


State: Manipur	District: Senapati
Class: 5	Subject: Language
Schools: 56	Students: 526


Participation/Coverage


Students

GENDER 	Boys		Girls	
	Number	%	Number	%
	272	51.71	254	48.29

AREA 	Rural		Urban	
	Number	%	Number	%
	526	100.00	0	0.00

CATEGORY 	SC		ST		OBC		GEN	
	Number	%	Number	%	Number	%	Number	%
	1	0.19	445	84.60	10	1.90	70	13.31

CWSN 	LD	VI	HI	S&LD	ID	Oth
	0	0	0	0	0	3

Management 	Government		Government-aided	
	Number	%	Number	%
	469	89.16	57	10.84

Average Performance of Students in Language (%)

Overall	Gender		Area		Management		Social Group			
	Male	Female	Rural	Urban	Govt.	Aided	SC	ST	OBC	GEN
63.14	62.72	63.60	63.14	0.00	61.72	74.85	66.67	62.52	76.00	65.24

Performance on Learning Outcomes (LOs)

Learning Outcomes	Description	Average Performance(%)
L504	Reads and comprehends independently storybooks, news items/ headlines, advertisements etc.	60.49
L508	Reads text with comprehension, locates details and sequence of events	64.47

Range of Performance of Students who Answered Correctly							
Below 30%		30% - 50%		50% - 75%		Above 75%	
Number	%	Number	%	Number	%	Number	%
44	8.37	112	21.29	211	40.11	159	30.23

Lowest Performing Learning Outcomes (LOs)

- 1 - Reads and comprehends independently storybooks, news items/ headlines, advertisements etc. (60.49)
- 2 - Reads text with comprehension, locates details and sequence of events (64.47)